


RECYFIX GREEN

Turf honeycomb for infiltration of rainwater in parking areas.





RECYFIX GREEN

Turf honeycomb for infiltration of rainwater in parking areas.

1 Requirements

- preserve natural seepage areas during the progressive sealing of land or create new ones
- high drainage capacity and stability at the same time - depending on the exposure to traffic
- passable even for large vehicles loads, such as HGVs, coaches or agricultural vehicles
- possible application of mineral-based fill materials, such as chipping

2 Application areas

- occasionally frequented parking areas
- exhibition areas
- parking lots for passenger cars
- pedestrian pathways
- holiday resorts
- reinforcements for embankments and river banks

RECYFIX GREEN SUPER

- camping places
- trailer home parks
- driveways on golf courses
- access ways for fire fighting vehicles and rescue vehicles

RECYFIX GREEN STANDARD

- terraces
- urban green spaces around trees
- lawns and pathways in sports grounds

3 Solutions

- 100% recycled material with very high flexibility
- stable and breakproof
- extremely lightweight and hence easy to transport and lay
- integrated anchors and mutual latching keep the blocks together
- can be additionally fastened with anchoring pegs
- weather-resistant and durable

4 Versions

RECYFIX GREEN SUPER

- massive construction for higher dynamic load
- different materials (gravel, chippings, stone, earth, turf) can be used for filling

RECYFIX GREEN STANDARD

- for parking areas with low dynamic loads
- turf planted areas
- protection against erosion, stable turf

Application examples **RECYFIX** GREEN SUPER



Millpark Residential area in Dublin, Ireland



Application examples **RECYFIX** GREEN STANDARD



Terra Botanica in Angers, France



Company parking area Rabomatik in Győr, Hungary

RECYFIX®
PRO

RECYFIX®
PLUS

RECYFIX®
STANDARD

Facade Drainage

**SLOTTED
CHANNELS**

**RECYFIX® POINT
FASERFIX® POINT**

RECYFIX®
GREEN

LINEFIX

TOP X

YOUR BENEFITS WITH **RECYFIX GREEN**

DIVERSE APPLICATIONS WITH NATURAL INFILTRATION

- **RECYFIX GREEN SUPER:**
 - massive construction for higher dynamic load
 - tested surface load in installation: max. 4.000 kN/m²
 - Parking areas with low frequency of use for cars, trucks or buses
 - loads such as: camping sites, parking spaces for motorhomes, pathways on golf courses and fire & rescue access roads
- **RECYFIX GREEN STANDARD:**
 - for loads with low dynamic forces
 - tested surface load in installation: max. 2.000 kN/m²
 - Parking areas with low frequency of use for cars
 - loads such as: terraces, green spaces in the city area around trees, lawns and paths on sports grounds

= DESIGN FLEXIBILITY / STABILITY



ADDITIONAL SECURITY WITH RECYFIX ANCHORING PEG

- **RECYFIX** anchoring peg = for additional anchoring on sloping ground
- material: 100 % pure **RECYFIX** recycled composite
- highly impact-resistant

= PERFORMANCE ASSURED



HIGH-GRADE MATERIAL


- **RECYFIX GREEN SUPER:**
 - material: 100 % industrial recycled PE
 - highly impact-resistant
 - UV-stabilised
- **RECYFIX GREEN STANDARD:**
 - material: 100 % pure recycled HD-PE
 - highly impact-resistant
 - UV-stabilised

= QUALITY ASSURED / PERFORMANCE ASSURED



IDEAL FOR ...


natural infiltration of rainwater on paved traffic areas such as parking places with occasional traffic, exhibition areas, parking spaces for cars, pedestrian walkways, holiday resorts and reinforcements for embankments and river banks.



RECYFIX GREEN SUPER

1

RECYFIX GREEN accessories
(fixing anchor and marking dots)



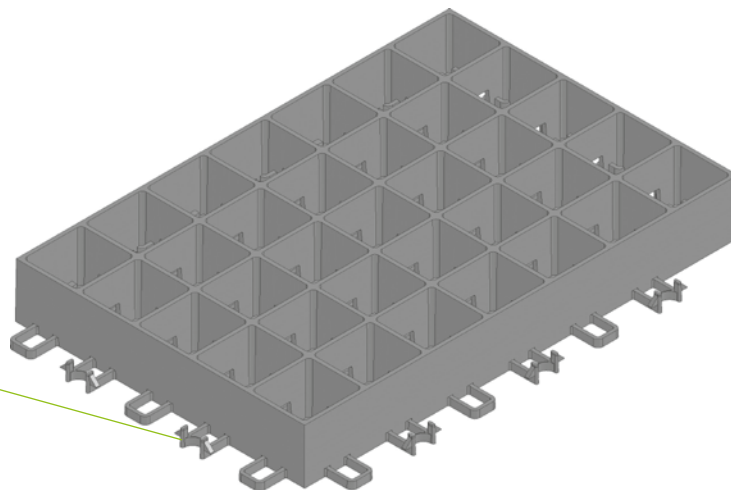
RECYFIX GREEN STANDARD

RECYFIX GREEN SUPER

Safely anchored to the ground



RECYFIX GREEN SUPER blocks are equipped with integral anchors that ensure safe positioning on the ground. Where the blocks are laid on sloping ground or embankments, additional anchoring is possible with Anchoring Pegs.



Technical data

■ RECYFIX GREEN SUPER

Material: 100 % industrial recycled PE,
highly impact-resistant, UV-stabilised,
Colour: black

The recycling process may result in variations in colour.

Openings for root penetration: > 50 %

Load-bearing capacity:

tested distributed load when installed: max. 4,000 kN/m²

Dimensions: L 600 x W 400 x H 75 mm

Coverage: approx. 4 blocks per m², including joints

Weight: approx. 2.5 kg/block Item No.: 40060

■ RECYFIX Anchoring Pegs

for additional anchoring on sloping ground

Material: 100 % pure recycled ABS-plastic,
highly impact-resistant


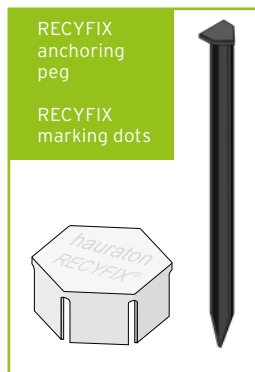
Colour: black

Length: 250 mm

Weight: approx. 20 g/peg

Item No.: 40020

RECYFIX GREEN STANDARD



Technical data

■ RECYFIX GREEN STANDARD

Material: 100 % pure recycled HD-PE,
highly impact-resistant, UV-stabilised

Colour: green

The recycling process may result in variations in colour.
Openings for root penetration: over 50 %

Size 1 dimensions: approx. 387 mm x 334 mm x 38 mm

Coverage: approx. 5.9 mats per m²

installation with fixed expansion joint (to compensate
for longitudinal expansion)

Weight: approx. 610 g/piece Item No.: 40000

Size 2 dimensions: approx. 387 mm x 555 mm x 38 mm

coverage: approx. 3.8 mats per m²

installation with fixed expansion joint (to compensate
for longitudinal expansion)

Weight: approx. 1000 g/piece Item No.: 40005

RECYFIX Marking Dots

to provide a visual demarcation between parking lots etc.

Material: 100 % HD-PE,

highly impact-resistant, UV-stabilised

Colour: white

Height: 38 mm

Weight: approx. 20 g/piece

Item No.: 40015

RECYFIX Anchoring Pegs

for additional anchoring on sloping ground

Material: 100 % unmixed recycled ABS-plastic,
highly impact-resistant

Colour: black

Length: 250 mm

Weight: approx. 20 g/piece

Item No.: 40020

RECYFIX®
PRO

RECYFIX®
PLUS

RECYFIX®
STANDARD

Facade Drainage

SLOTTED
CHANNELS

RECYFIX® POINT
FASERFIX® POINT

RECYFIX®
GREEN

LINEFIX

TOP X